

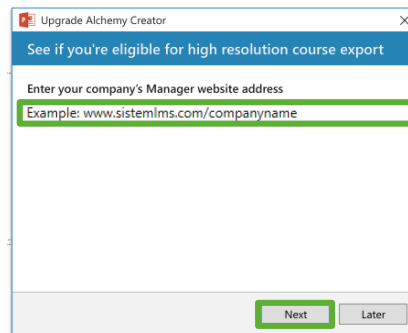
Creator

Sign-in Instructions

Would you like to use the advanced features in Creator? It will ask for your Manager credentials for a few of these options. Here are directions on how to sign-in. Once entered, your credentials will be saved to Creator. **Reminder: Importing a course requires Creator Content Admin access, set by either your Diamond Admin or Alchemy.**

HD Upgrade Prompt

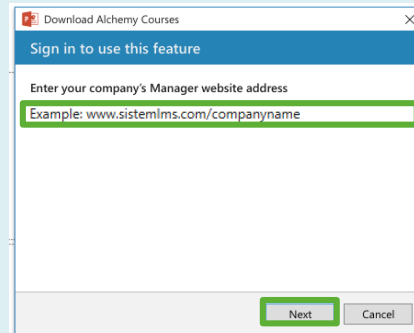
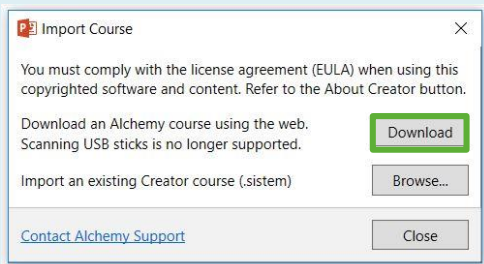
1. When Creator is opened, you may be prompted to upgrade to HD capability
2. Enter your company's manager website, click **Next**
3. **See page 2 for final step**



Import an Alchemy Course

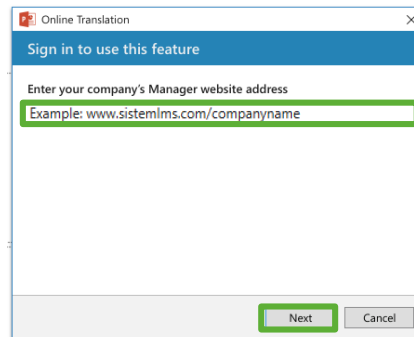
1. Click on **Import** from the Alchemy Creator ribbon
2. It will ask you to comply with the EULA, click **Download**
3. Enter your company's manager website, click **Next**
4. **See page 2 for final step**

Note: This requires Creator Content Admin access in Manager



Translate a course

1. Click on **Translate** from the Alchemy Creator ribbon
2. Enter your company's manager website, click **Next**
3. **See page 2 for final step**



Creator

Sign-in Instructions

Would you like to use the advanced features in Creator? It will ask for your Manager credentials for a few of these options. Here are directions on how to sign-in. Once entered, your credentials will be saved to Creator. **Reminder: Importing a course requires Creator Content Admin access, set by either your Diamond Admin or Alchemy.**

Secure sign-in

1. From scenario 1, 2, or 3, it will take you to the log in page, enter your Manager credentials
2. Click **Sign In**

Note

Once you have entered your Manager Credentials for any of the three options, Creator will store it, and you will not be required to enter them again.

Sign in with your Alchemy account

alchemy

Password

Sign in

Translate page [English \(US\)](#) [Español \(US\)](#) [Française \(CA\)](#)
[English \(UK\)](#)